



# **STRONG HOLD™**

---

## **CARGO NET**

## **BUILT FOR THE LONG-HAUL.**

### **USE IT WELL**

The StrongHold Cargo Net keeps your gear secure, your ride safe, and the road clear. Built tough with DiamondBack quality, it's your hard-core security blanket for adventure or work — no loose ends, no worries — stacked and ready for the long-haul.

### **TAKE CARE OF IT**

Proper care and maintenance are key to extending the useful life of your DiamondBack StrongHold Cargo Net. To keep your Cargo Net tip-top, follow these guidelines:

#### **Do's:**

- Store it in a dry, clean spot.
- Oil the ratchet parts if you're stashing it for a while.
- Use soapy water to clean off oil or fuel. Rinse with cold water for alkali spills.

#### **Don'ts:**

- Never heat or heat-treat the lashing components.
- Don't twist, knot, or throw it around.
- Don't let sharp edges chew it up. Use sleeves or padding.

**Before you use it,** give it a once-over. If the webbing shows signs of damage, such as tears, cuts, or deformations, pull it from the lineup. Better safe than sorry.

#### **Inspect for:**

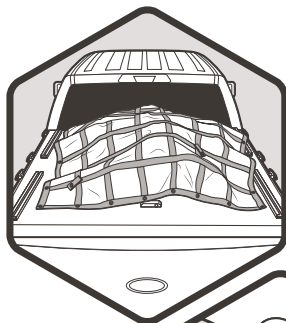
- Tears, wear, or stretching.
- Rust or cracks on metal parts.

### HAUL TALL LIKE A PRO.

**Unpack** the StrongHold Cargo Net from its rugged storage bag.


1

**Position** the StrongHold Cargo Net over your load like a blanket.



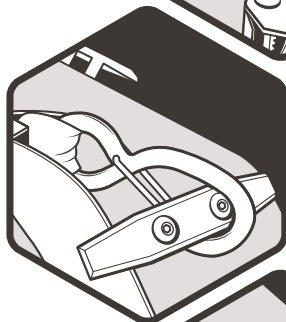
2

**Attach** the carabiners to the eyelets on the outer or inner perimeter of the Cargo Net.



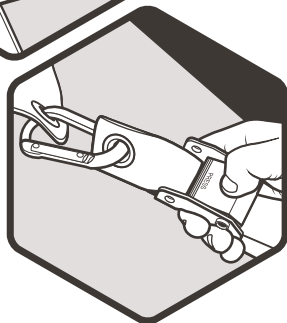
3

**Secure** the S-hooks at the other end to your DiamondBack cover cleats.



4

**Tighten** the cam-buckle straps to keep your load firmly in place, and tuck in any excess netting.



## **/// WARNINGS ///**

### **Do Not Overload**

The StrongHold Cargo Net should not be overloaded by using mechanical aids like cheater bars.

### **Stability of Load**

Ensure that the stability of your load is independent of the webbing restraint system. If necessary, add more straps to support the load before releasing the tensioning device to prevent accidental shifting or falling.

### **Limit of the Twist**

To make sure the webbing works as designed, the system should never be used when knotted, and twisting of the webbing is a no-no - however, a half turn is allowed to prevent vibration and flapping.

### **Protection**

Protect the StrongHold Cargo Net from friction, abrasion, and damage from sharp edges by using protective sleeves, blankets, or corner protectors.

### **Do Not Use**

If the webbing shows signs of damage, such as tears, cuts, or deformations, don't use it.

Remember, DiamondBack is not responsible for the attachment or installation of this product. Use it properly to ensure your cargo stays secure and your adventures stay fun. Take care of your StrongHold Cargo Net, and it will return the favor.

For any technical assistance, don't hesitate to reach out to the DiamondBack team.

### **Customer Support Center**

354 Enterprise Drive  
Philipsburg, PA 16866  
800 935 4002 x2  
DiamondBackCovers.com

